

## Table of contents

<b>1</b>	<b>GRAPHENE</b>	<b>52</b>
1.1	Market overview	52
1.1.1	Graphene properties	53
1.1.2	Commercialization	53
1.1.3	The graphene market to date	54
1.1.4	Market outlook for 2022 and beyond	55
1.1.5	The market in 2021	56
1.1.6	Graphene commercial market developments 2020-2022	58
1.1.7	Graphene funding and investments 2020-2022	62
1.1.8	Publicly listed graphene companies	65
1.1.9	Graphene global production capacities, in tons and by type	66
1.1.10	Global demand for graphene	68
1.1.10.1	Global graphene demand, to 2032, tons	68
1.1.10.2	Global graphene demand, by end user market to 2032	71
1.1.10.3	Graphene market, by region	74
1.1.11	Graphene products	80
1.2	Graphene market challenges	91
1.3	Types of graphene	93
1.3.1	Graphene materials	93
1.3.1.1	CVD Graphene	94
1.3.1.2	Graphene nanoplatelets	95
1.3.1.3	Graphene oxide and reduced Graphene Oxide	96
1.3.1.4	Graphene quantum dots (GQDs)	97
1.3.2	Intermediate products	112
1.3.2.1	Graphene masterbatches	112
1.3.2.2	Graphene dispersions	112
1.4	Graphene patents	114
1.5	Graphene production	116
1.5.1	Quality	118
1.5.2	Assessment of graphene production methods	119
1.5.3	Commercial production capacities	125
1.5.4	Graphene oxide and reduced Graphene Oxide production capacities	125
1.5.4.1	By producer	125
1.5.5	Graphene nanoplatelets production capacities	127
1.5.5.1	By producer	127
1.5.6	CVD graphene film	129
1.5.6.1	By producer	129
1.5.7	Graphene production issues and challenges	130
1.5.7.1	Oversupply	130
1.5.7.2	Quality	130

---


1.5.7.3	Large-volume markets .....	130
1.5.7.4	Commoditisation .....	131
1.5.7.5	Industrial end-user perspective .....	131
1.6	Graphene pricing .....	132
1.6.1	Pristine graphene flakes pricing/CVD graphene .....	134
1.6.2	Few-Layer graphene pricing.....	135
1.6.3	Graphene nanoplatelets pricing.....	136
1.6.4	Graphene oxide (GO) and reduced Graphene Oxide (rGO) pricing.....	137
1.6.5	Graphene quantum dots pricing .....	139
1.6.6	Multilayer graphene (MLG) pricing .....	140
1.6.7	Graphene ink .....	141
1.7	Markets for graphene .....	142
1.7.1	3D Printing .....	142
1.7.1.1	Market outlook .....	142
1.7.1.2	Market drivers, trends and applications .....	143
1.7.1.3	Global market in tons, historical and forecast to 2032 .....	146
1.7.1.4	Product developers .....	148
1.7.2	Adhesives .....	150
1.7.2.1	Market outlook .....	150
1.7.2.2	Market drivers, trends and applications .....	151
1.7.2.3	Global market in tons, historical and forecast to 2032 .....	154
1.7.2.4	Product developers .....	155
1.7.3	Aerospace.....	157
1.7.3.1	Market overview.....	157
1.7.3.2	Market prospects.....	157
1.7.3.3	Market assessment.....	158
1.7.3.4	Applications Map.....	160
1.7.3.5	Global market in tons, historical and forecast to 2032 .....	161
1.7.3.6	Product developers .....	162
1.7.4	Automotive.....	164
1.7.4.1	Market outlook .....	166
1.7.4.2	Market drivers, trends and applications .....	166
1.7.4.3	Global market in tons, historical and forecast to 2032 .....	169
1.7.4.4	Product developers .....	171
1.7.5	Batteries.....	175
1.7.5.1	Market outlook .....	176
1.7.5.2	Market drivers, trends and applications .....	180
1.7.5.3	Global market in tons, historical and forecast to 2032 .....	184
1.7.5.4	Product developers .....	185
1.7.6	Composites.....	191
1.7.6.1	Fiber-based polymer composite parts .....	192
1.7.6.2	Metal-matrix composites .....	196
1.7.6.3	Global market in tons, historical and forecast to 2032 .....	198


---


1.7.6.4	Product developers .....	199
1.7.7	Conductive inks.....	204
1.7.7.1	Market outlook .....	205
1.7.7.2	Market drivers, trends and applications .....	205
1.7.7.3	Global market in tons, historical and forecast to 2032 .....	210
1.7.7.4	Product developers .....	212
1.7.8	Construction and buildings .....	215
1.7.8.1	Market outlook .....	215
1.7.8.2	Market drivers, trends and applications .....	216
1.7.8.3	Global market in tons, historical and forecast to 2032 .....	220
1.7.8.4	Product developers .....	221
1.7.9	Electronics .....	224
1.7.9.1	Wearable electronics and displays .....	224
1.7.9.2	Transistors and integrated circuits.....	231
1.7.9.3	Memory devices.....	238
1.7.10	Filtration membranes .....	243
1.7.10.1	Market outlook .....	243
1.7.10.2	Market drivers, trends and applications .....	244
1.7.10.3	Global market in tons, historical and forecast to 2032 .....	248
1.7.10.4	Product developers .....	249
1.7.11	Fuel cells.....	253
1.7.11.1	Market outlook .....	253
1.7.11.2	Market drivers, trends and applications .....	254
1.7.11.3	Global market in tons, historical and forecast to 2032 .....	257
1.7.11.4	Product developers .....	259
1.7.12	Life sciences and medicine .....	260
1.7.12.1	Market outlook .....	261
1.7.12.2	Market drivers, trends and applications .....	265
1.7.12.3	Global market in tons, historical and forecast to 2032 .....	270
1.7.12.4	Product developers .....	272
1.7.13	Lighting .....	276
1.7.13.1	Market outlook .....	276
1.7.13.2	Market drivers, trends and applications .....	277
1.7.13.3	Global market in tons, historical and forecast to 2032 .....	279
1.7.13.4	Product developers .....	280
1.7.14	Lubricants .....	282
1.7.14.1	Market outlook .....	283
1.7.14.2	Market drivers, trends and applications .....	283
1.7.14.3	Global market in tons, historical and forecast to 2032 .....	286
1.7.14.4	Product developers .....	287
1.7.15	Oil and gas.....	290
1.7.15.1	Market outlook .....	290
1.7.15.2	Market drivers, trends and applications .....	291


1.7.15.3	Global market in tons, historical and forecast to 2032 .....	293
1.7.15.4	Product developers .....	294
1.7.16	Paints and coatings.....	296
1.7.16.1	Market outlook .....	296
1.7.16.2	Market drivers, trends and applications .....	297
1.7.16.3	Global market in tons, historical and forecast to 2031 .....	300
1.7.16.4	Product developers .....	301
1.7.17	Photonics .....	307
1.7.17.1	Market outlook .....	307
1.7.17.2	Market drivers, trends and applications .....	307
1.7.17.3	Global market in tons, historical and forecast to 2031 .....	311
1.7.17.4	Product developers .....	312
1.7.18	Photovoltaics.....	314
1.7.18.1	Market outlook .....	314
1.7.18.2	Market drivers, trends and applications .....	315
1.7.18.3	Global market in tons, historical and forecast to 2031 .....	318
1.7.18.4	Product developers .....	319
1.7.19	Rubber and tires .....	321
1.7.19.1	Market outlook .....	321
1.7.19.2	Market drivers, trends and applications .....	322
1.7.19.3	Global market in tons, historical and forecast to 2031 .....	325
1.7.19.4	Product developers .....	326
1.7.20	Sensors.....	329
1.7.20.1	Market outlook .....	331
1.7.20.2	Market drivers, trends and applications .....	331
1.7.20.3	Global market in tons, historical and forecast to 2031 .....	335
1.7.20.4	Product developers .....	336
1.7.21	Textiles and apparel.....	341
1.7.21.1	Market outlook .....	341
1.7.21.2	Market drivers, trends and applications .....	342
1.7.21.3	Global market in tons, historical and forecast to 2031 .....	346
1.7.21.4	Product developers .....	347
1.7.22	Supercapacitors .....	353
1.7.22.1	Market outlook .....	353
1.7.22.2	Market drivers, trends and applications .....	354
1.7.22.3	Global market in tons, historical and forecast to 2031 .....	357
1.7.22.4	Product developers .....	358
1.7.23	Other markets .....	361
1.7.23.1	Audio equipment.....	361
1.7.23.2	Sporting goods and apparel .....	361
1.8	Graphene company profiles .....	363


























<b>2</b>	<b>CARBON NANOTUBES .....</b>	<b>612</b>
2.1	Market overview .....	612
2.1.1	The global market for carbon nanotubes in 2021 .....	614
2.1.1.1	Demand for Multi-walled carbon nanotubes (MWCNTs) increasing.....	614
2.1.1.2	Single-walled carbon nanotubes (SWCNTs) gaining market traction.....	616
2.1.2	Exceptional properties.....	616
2.1.3	Market outlook in 2022.....	617
2.1.4	Commercial CNT-based products .....	617
2.1.5	MWCNTs .....	617
2.1.5.1	Applications.....	618
2.1.5.2	Key players .....	623
2.1.5.3	Production capacities in 2021 .....	624
2.1.5.4	Market demand, metric tons (MT) .....	624
2.1.6	SWCNTs.....	626
2.1.6.1	Applications.....	626
2.1.6.2	Global SWCNT market consumption.....	628
2.1.6.3	Production capacities .....	629
2.1.7	Carbon nanotubes market challenges .....	630
2.2	Carbon nanotube materials .....	631
2.2.1	Multi-walled nanotubes (MWCNT).....	631
2.2.1.1	Properties .....	631
2.2.1.2	Applications.....	632
2.2.2	Single-wall carbon nanotubes (SWCNT) .....	632
2.2.2.1	Properties .....	632

2.2.2.2	Applications.....	633
2.2.2.3	Comparison between MWCNTs and SWCNTs .....	635
2.2.3	Double-walled carbon nanotubes (DWNTs) .....	635
2.2.3.1	Properties .....	635
2.2.3.2	Applications.....	636
2.2.4	Vertically aligned CNTs (VACNTs).....	636
2.2.4.1	Properties .....	636
2.2.4.2	Synthesis of VACNTs.....	637
2.2.4.3	Applications.....	638
2.2.5	Few-walled carbon nanotubes (FWNTs) .....	638
2.2.5.1	Properties .....	638
2.2.5.2	Applications.....	639
2.2.6	Carbon Nanohorns (CNHs).....	639
2.2.6.1	Properties .....	639
2.2.6.2	Applications.....	640
2.2.7	Carbon Onions.....	640
2.2.7.1	Properties .....	640
2.2.7.2	Applications.....	641
2.2.8	Boron Nitride nanotubes (BNNTs).....	641
2.2.8.1	Properties .....	641
2.2.8.2	Applications.....	642
2.3	Intermediate products .....	643
2.3.1	CNT yarns.....	643
2.3.2	CNT films .....	644
2.4	Synthesis and production.....	646
2.4.1	Arc discharge synthesis .....	647
2.4.2	Chemical Vapor Deposition (CVD) .....	648
2.4.2.1	Thermal CVD .....	648
2.4.2.2	Plasma enhanced chemical vapor deposition (PECVD) .....	649
2.4.3	High-pressure carbon monoxide synthesis.....	649
2.4.3.1	High Pressure CO (HiPco) .....	649
2.4.3.2	CoMoCAT .....	650
2.4.4	Flame synthesis .....	650
2.4.5	Laser ablation synthesis.....	651
2.4.6	Vertically aligned nanotubes production .....	651
2.4.7	Silane solution method.....	651
2.4.8	Advantages and disadvantages of CNT synthesis methods.....	652
2.5	Carbon nanotubes patents .....	653
2.6	Carbon nanotubes pricing .....	655
2.6.1	MWCNTs .....	655
2.6.2	SWCNTs.....	656
2.7	Markets for carbon nanotubes.....	657
2.7.1	3D Printing .....	657


2.7.1.1	Market overview.....	657
2.7.1.2	Applications.....	657
2.7.1.3	Market assessment.....	658
2.7.1.4	Global market in tons, historical and forecast to 2032 .....	660
2.7.1.5	Product developers .....	661
2.7.2	Adhesives .....	662
2.7.2.1	Market overview.....	662
2.7.2.2	Applications.....	663
2.7.2.3	Market assessment.....	663
2.7.2.4	Global market in tons, historical and forecast to 2032 .....	666
2.7.2.5	Product developers .....	667
2.7.3	Aerospace.....	668
2.7.3.1	Market overview.....	668
2.7.3.2	Applications.....	669
2.7.3.3	Market assessment.....	671
2.7.3.4	Global market in tons, historical and forecast to 2032 .....	672
2.7.3.5	Product developers .....	674
2.7.4	Automotive.....	677
2.7.4.1	Market overview.....	677
2.7.4.2	Applications.....	678
2.7.4.3	Market assessment.....	680
2.7.4.4	Global market in tons, historical and forecast to 2032 .....	682
2.7.4.5	Product developers .....	683
2.7.5	Batteries.....	687
2.7.5.1	Market overview.....	687
2.7.5.2	Applications.....	688
2.7.5.3	Market assessment.....	702
2.7.5.4	Global market in tons, historical and forecast to 2032 .....	705
2.7.5.5	Product developers .....	706
2.7.6	Composites.....	712
2.7.6.1	Market overview.....	712
2.7.6.2	Fiber-based polymer composite parts .....	712
2.7.6.3	Metal-matrix composites .....	720
2.7.6.4	Global market in tons, historical and forecast to 2032 .....	721
2.7.6.5	Product developers .....	723
2.7.7	Conductive inks.....	729
2.7.7.1	Market overview.....	729
2.7.7.2	Applications.....	729
2.7.7.3	Market assessment.....	730
2.7.7.4	Global market in tons, historical and forecast to 2032 .....	734
2.7.7.5	Product developers .....	735
2.7.8	Construction.....	737
2.7.8.1	Market overview.....	737


2.7.8.2	Market assessment.....	738
2.7.8.3	Global market in tons, historical and forecast to 2032 .....	741
2.7.8.4	Product developers .....	742
2.7.9	Electronics .....	744
2.7.9.1	Wearable electronics and displays .....	744
2.7.9.2	Transistors and integrated circuits.....	752
2.7.9.3	Memory devices.....	760
2.7.10	Filtration .....	765
2.7.10.1	Market overview.....	765
2.7.10.2	Applications.....	767
2.7.10.3	Market assessment.....	767
2.7.10.4	Global market in tons, historical and forecast to 2032 .....	771
2.7.10.5	Product developers .....	772
2.7.11	Fuel cells.....	774
2.7.11.1	Market overview.....	774
2.7.11.2	Applications.....	775
2.7.11.3	Market assessment.....	776
2.7.11.4	Global market in tons, historical and forecast to 2032 .....	779
2.7.11.5	Product developers .....	780
2.7.12	Life sciences and biomedicine .....	781
2.7.12.1	Market overview.....	781
2.7.12.2	Applications.....	782
2.7.12.3	Market assessment.....	788
2.7.12.4	Global market in tons, historical and forecast to 2032 .....	793
2.7.12.5	Product developers .....	794
2.7.13	Lubricants .....	800
2.7.13.1	Market overview.....	800
2.7.13.2	Applications.....	801
2.7.13.3	Market assessment.....	802
2.7.13.4	Global market in tons, historical and forecast to 2032 .....	803
2.7.13.5	Product developers .....	805
2.7.14	Oil and gas.....	806
2.7.14.1	Market overview.....	806
2.7.14.2	Applications.....	807
2.7.14.3	Market assessment.....	807
2.7.14.4	Global market in tons, historical and forecast to 2032 .....	809
2.7.14.5	Product developers .....	810
2.7.15	Paints and coatings.....	812
2.7.15.1	Market overview.....	812
2.7.15.2	Applications.....	815
2.7.15.3	Market assessment.....	816
2.7.15.4	Global market in tons, historical and forecast to 2032 .....	820
2.7.15.5	Product developers .....	821


2.7.16	Photovoltaics.....	825
2.7.16.1	Market overview.....	826
2.7.16.2	Market assessment.....	826
2.7.16.3	Global market in tons, historical and forecast to 2032 .....	828
2.7.16.4	Product developers .....	829
2.7.17	Rubber and tires .....	831
2.7.17.1	Market overview.....	831
2.7.17.2	Applications.....	831
2.7.17.3	Market assessment.....	832
2.7.17.4	Global market in tons, historical and forecast to 2032 .....	835
2.7.17.5	Product developers .....	836
2.7.18	Sensors.....	838
2.7.18.1	Market overview.....	838
2.7.18.2	Applications.....	839
2.7.18.3	Market assessment.....	840
2.7.18.4	Global market in tons, historical and forecast to 2032 .....	842
2.7.18.5	Product developers .....	844
2.7.19	Smart textiles, electronic textiles and apparel.....	847
2.7.19.1	Market overview.....	847
2.7.19.2	Applications.....	848
2.7.19.3	Market assessment.....	849
2.7.19.4	Global market in tons, historical and forecast to 2032 .....	852
2.7.19.5	Product developers .....	853
2.7.20	Supercapacitors .....	854
2.7.20.1	Market overview.....	854
2.7.20.2	Applications.....	855
2.7.20.3	Market assessment.....	856
2.7.20.4	Global market in tons, historical and forecast to 2032 .....	858
2.7.20.5	Product developers .....	859
2.7.21	Other markets .....	861
2.7.21.1	Thermal interface materials.....	861
2.7.21.2	Power cables .....	862
2.8	Multi-walled carbon nanotubes company profiles .....	864












2.9 Single-walled carbon nanotubes company profiles.....964






<b>3</b>	<b>CARBON NANOFIBERS .....</b>	<b>985</b>
3.1	Properties .....	985
3.2	Synthesis .....	985
3.2.1	Chemical vapor deposition .....	985
3.2.2	Electrospinning .....	985
3.2.3	Template-based .....	986
3.2.4	From biomass .....	986
3.3	Markets .....	986
3.3.1	Batteries.....	986
3.3.2	Supercapacitors .....	987
3.3.3	Fuel cells.....	987
3.3.4	CO <sub>2</sub> capture .....	987
3.4	Companies.....	988
<b>4</b>	<b>2-D MATERIALS.....</b>	<b>995</b>
4.1	2D MATERIALS PRODUCTION METHODS.....	999
4.1.1	Top-down exfoliation .....	999
4.1.1.1	Mechanical exfoliation method .....	1000
4.1.1.2	Liquid exfoliation method.....	1000
4.1.2	Bottom-up synthesis.....	1001
4.1.2.1	Chemical synthesis in solution .....	1001
4.1.2.2	Chemical vapor deposition .....	1001
4.2	TYPES OF 2D MATERIALS.....	1003
4.2.1	Hexagonal boron-nitride (h-BN)/Bboron nitride nanosheets (BNNs).....	1003


4.2.1.1	Properties .....	1003
4.2.1.2	Applications and markets .....	1004
4.2.2	MXenes.....	1007
4.2.2.1	Properties .....	1007
4.2.2.2	Applications.....	1008
4.2.3	Transition metal dichalcogenides (TMD) .....	1010
4.2.3.1	Properties .....	1010
4.2.3.2	Applications.....	1012
4.2.4	Borophene .....	1015
4.2.4.1	Properties .....	1015
4.2.4.2	Applications.....	1015
4.2.5	Phosphorene/ Black phosphorus.....	1017
4.2.5.1	Properties .....	1017
4.2.5.2	Applications.....	1018
4.2.6	Graphitic carbon nitride (g-C <sub>3</sub> N <sub>4</sub> ).....	1022
4.2.6.1	Properties .....	1022
4.2.6.2	C <sub>2</sub> N .....	1022
4.2.6.3	Applications.....	1023
4.2.7	Germanene .....	1024
4.2.7.1	Properties .....	1024
4.2.7.2	Applications.....	1025
4.2.8	Graphdiyne .....	1027
4.2.8.1	Properties .....	1027
4.2.8.2	Applications.....	1028
4.2.9	Graphane.....	1030
4.2.9.1	Properties .....	1030
4.2.9.2	Applications.....	1030
4.2.10	Rhenium disulfide (ReS <sub>2</sub> ) and diselenide (ReSe <sub>2</sub> ).....	1032
4.2.10.1	Properties .....	1032
4.2.10.2	Applications.....	1032
4.2.11	Silicene .....	1033
4.2.11.1	Properties .....	1033
4.2.11.2	Applications.....	1034
4.2.12	Stanene/tinene.....	1036
4.2.12.1	Properties .....	1036
4.2.12.2	Applications.....	1037
4.2.13	Antimonene.....	1038
4.2.13.1	Properties .....	1038
4.2.13.2	Applications.....	1038
4.2.14	Indium selenide.....	1039
4.2.14.1	Properties .....	1039
4.2.14.2	Applications.....	1039
4.2.15	Layered double hydroxides (LDH).....	1040

4.2.15.1 Properties ..... 1040  
4.2.15.2 Applications..... 1040  
4.3 2D materials producer and supplier profiles ..... 1043



**5 NANODIAMONDS ..... 1060**  
5.1 Types ..... 1060  
5.1.1 Commercial nanodiamonds ..... 1060  
5.1.2 Fluorescent nanodiamonds (FNDs) ..... 1061  
5.2 Production methods-advantages and disadvantages ..... 1063  
5.3 Applications ..... 1064  
5.4 Markets ..... 1068  
5.4.1 Lubricants ..... 1068  
5.4.1.1 Nanolubricants ..... 1068  
5.4.1.2 Products ..... 1068  
5.4.1.3 Applications ..... 1069  
5.4.1.4 Global market demand for nanodiamonds in lubricants to 2032, tons ..... 1072  
5.4.2 Electronic polishing materials ..... 1074  
5.4.2.1 Applications ..... 1074  
5.4.2.2 Global market demand for nanodiamonds in polishing additives to 2032 (tons) ..... 1076  
5.4.3 Electroplating and anti-wear/friction coatings ..... 1077  
5.4.3.1 Applications ..... 1078  
5.4.3.2 Global market demand for nanodiamonds in electroplating and anti-wear/friction coatings to 2032 (tons) ..... 1081  
5.4.4 Composites ..... 1084  
5.4.4.1 Fiber-based polymer composite parts ..... 1084


- 5.4.4.2 Metal-matrix composites ..... 1089
- 5.4.5 Skincare..... 1093
  - 5.4.5.1 Market for nanodiamonds in skincare..... 1093
  - 5.4.5.2 Market and applications ..... 1094
  - 5.4.5.3 Global market demand for nanodiamonds in skincare to 2032 (tons) ..... 1096
- 5.4.6 Supercapacitors ..... 1099
  - 5.4.6.1 Market for nanodiamonds in supercapacitors ..... 1099
  - 5.4.6.2 Applications..... 1099
  - 5.4.6.3 Global market demand for nanodiamonds in supercapacitors to 2032 (tons) ..... 1101
- 5.4.7 Batteries..... 1103
  - 5.4.7.1 Market for nanodiamonds in batteries ..... 1103
  - 5.4.7.2 Applications..... 1103
  - 5.4.7.3 Global market demand for nanodiamonds in batteries to 2032 (tons)..... 1104
- 5.4.8 Drug delivery..... 1106
  - 5.4.8.1 Market for nanodiamonds in drug delivery..... 1106
  - 5.4.8.2 Applications..... 1113
- 5.5 Nanodiamonds pricing ..... 1117
- 5.6 Nanodiamond company profiles ..... 1119





**6 FULLERENES..... 1147**

- 6.1 Properties ..... 1147
- 6.2 Products..... 1148
- 6.3 Applications..... 1149
- 6.4 Global consumption in metric tonnes, 2010-2032..... 1149
- 6.5 Prices..... 1151
- 6.6 Fullerene company profiles ..... 1152



**7 RESEARCH METHODOLOGY ..... 1164**

- 7.1 Technology Readiness Level (TRL) ..... 1165

**8 REFERENCES ..... 1167**

## List of Tables

Table 1. Graphene commercial market developments 2020-2022. ....58



---

Table 2. Graphene funding and investments 2020-2022.....	62
Table 3. Publicly listed graphene companies. ....	65
Table 4. Main graphene producers by country, annual production capacities, types and main markets they sell to. ....	66
Table 5. Demand for graphene (tons), 2018-2032. ....	69
Table 6. Main graphene producers in North America.....	77
Table 7. Main graphene producers in Europe. ....	79
Table 8. Commercial products incorporating graphene.....	81
Table 9. Graphene industrial collaborations, licence agreements and target markets.....	84
Table 10. Graphene market challenges. ....	91
Table 11. Applications of GO and rGO. ....	96
Table 12. Comparison of graphene QDs and semiconductor QDs.....	99
Table 13. Advantages and disadvantages of methods for preparing GQDs.....	102
Table 14. Applications of graphene quantum dots. ....	103
Table 15. Markets and applications for graphene quantum dots in electronics and photonics. ....	104
Table 16. Markets and applications for graphene quantum dots in energy storage and conversion.....	105
Table 17. Markets and applications for graphene quantum dots in sensors.....	106
Table 18. Markets and applications for graphene quantum dots in biomedicine and life sciences. ....	107
Table 19. Markets and applications for graphene quantum dots in electronics. ....	108
Table 20. Market and technology challenges for graphene quantum dots. ....	109
Table 21. Prices for graphene quantum dots. ....	111
Table 22. Accumulated number of patent publications for graphene, 2004-2019.....	115
Table 23. Assessment of graphene production methods. ....	120
Table 24. Demand for graphene (tons), 2018-2032. ....	123
Table 25. Graphene oxide production capacity by producer, 2014-2022. ....	125
Table 26. Graphene nanoplatelets capacity in tons by producer, 2010-2022. ....	127
Table 27. CVD graphene film capacity by producer, 2014-2022 in 000s m <sup>2</sup> .....	129
Table 28. Types of graphene and typical prices.....	132
Table 29. Pristine graphene flakes pricing by producer.....	135
Table 30. Few-layer graphene pricing by producer.....	136
Table 31. Graphene nanoplatelets pricing by producer.....	136

---

---

Table 32. Graphene oxide and reduced graphene oxide pricing, by producer. ....	138
Table 33. Graphene quantum dots pricing by producer. ....	139
Table 34. Multi-layer graphene pricing by producer. ....	140
Table 35. Graphene ink pricing by producer. ....	141
Table 36. Market overview for graphene in 3D printing. ....	142
Table 37. Market outlook for graphene in 3D printing. ....	142
Table 38. Market and applications for graphene in 3D printing. ....	143
Table 39. Demand for graphene in 3-D printing (tons), 2018-2032. ....	146
Table 40. Product developers in graphene 3D printing. ....	148
Table 41. Market overview for graphene in adhesives. ....	150
Table 42. Market outlook for graphene in adhesives. ....	151
Table 43. Market and applications for graphene in adhesives. ....	151
Table 44. Demand for graphene in adhesives (tons), 2018-2032. ....	154
Table 45. Product developers in graphene adhesives. ....	155
Table 46. Market overview for graphene in aerospace. ....	157
Table 47. Scorecard for graphene in aerospace. ....	157
Table 48. Market and applications for graphene in aerospace. ....	158
Table 49: Demand for graphene in aerospace (tons), 2018-2030. ....	161
Table 50: Product developers in graphene for aerospace. ....	162
Table 51. Market overview for graphene in the automotive market. ....	165
Table 52. Market outlook for graphene in automotive. ....	166
Table 53. Market and applications for graphene in automotive. ....	166
Table 54. Demand for graphene in automotive (tons), 2018-2032. ....	169
Table 55. Product developers in the graphene automotive market. ....	171
Table 56. Applications of nanomaterials in batteries. ....	175
Table 57. Market overview for graphene in batteries. ....	176
Table 58. Market outlook for graphene in batteries. ....	176
Table 59. Market drivers for use of nanomaterials in batteries. ....	177
Table 60. Applications of nanomaterials in flexible and stretchable batteries, by materials type and benefits thereof. ....	179
Table 61. Market and applications for graphene in batteries. ....	180

---

---

Table 62. Estimated demand for graphene in batteries (tons), 2018-2032.....	184
Table 63. Product developers in graphene batteries.....	185
Table 64. Market overview for graphene in composites.....	191
Table 65. Market outlook for graphene in fiber-based polymer composite parts.....	192
Table 66. Market and applications for graphene in fiber-based composite parts.....	193
Table 67. Market and applications for graphene in metal matrix composites.....	197
Table 68. Global market for graphene in composites 2018-2032, tons.....	198
Table 69. Product developers in graphene composites.....	199
Table 70. Market overview for graphene in conductive inks.....	204
Table 71. Market outlook for graphene in conductive inks.....	205
Table 72. Market and applications for graphene in conductive inks.....	205
Table 73. Comparative properties of conductive inks.....	208
Table 74. Demand for graphene in conductive ink (tons), 2018-2032.....	210
Table 75. Product developers in graphene conductive inks.....	212
Table 76. Market overview for graphene in construction and buildings.....	215
Table 77. Market outlook for graphene in construction.....	215
Table 78. Graphene for cement.....	216
Table 79. Graphene for asphalt bitumen.....	218
Table 80. Demand for graphene in construction (tons), 2018-2032.....	220
Table 81: Graphene product developers in construction.....	221
Table 82. Market overview for graphene in wearable electronics and displays.....	224
Table 83. Market outlook for graphene in wearable electronics and displays.....	225
Table 84. Market and applications for graphene in electronics.....	225
Table 85. Comparison of ITO replacements.....	227
Table 86. Demand for graphene in wearable, flexible and stretchable electronics, 2018-2032.....	228
Table 87. Product developers in graphene-based electronics.....	229
Table 88. Market overview for graphene in transistors and integrated circuits.....	231
Table 89. Comparative properties of silicon and graphene transistors.....	231
Table 90. Market outlook for graphene in transistors and integrated circuits.....	231
Table 91. Market and applications for graphene in transistors and integrated circuits.....	232
Table 92. Demand for graphene in transistors and integrated circuits, 2018-2032.....	235

---

---

Table 93. Product developers in graphene transistors and integrated circuits.....	236
Table 94. Market overview for graphene in memory devices. ....	238
Table 95. Market outlook for graphene in memory devices.....	238
Table 96. Market and applications for graphene in memory devices.....	239
Table 97. Demand for graphene in memory devices, 2018-2032.....	240
Table 98. Product developers in graphene memory devices.....	242
Table 99. Market overview for graphene in filtration.....	243
Table 100. Market outlook for graphene in filtration. ....	243
Table 101. Market and applications for graphene in filtration. ....	244
Table 102. Demand for graphene in filtration (tons), 2018-2032. ....	248
Table 103. Graphene companies in filtration.....	250
Table 104. Market overview for graphene in fuel cells. ....	253
Table 105. Market outlook for graphene in fuel cells.....	253
Table 106. Market and applications for graphene in fuel cells.....	254
Table 107. Demand for graphene in fuel cells (tons), 2018-2032.....	257
Table 108. Product developers in graphene fuel cells.....	259
Table 109. Market overview for graphene in life sciences and medicine.....	261
Table 110. Market outlook for graphene in drug delivery. ....	261
Table 111. Scorecard for graphene in imaging and diagnostics.....	262
Table 112. Scorecard for graphene in medical implants. ....	262
Table 113. Scorecard for graphene in medical biosensors. ....	263
Table 114. Scorecard for graphene in woundcare. ....	263
Table 115. Market and applications for graphene in life sciences and medicine. ....	265
Table 116. Demand for graphene in life sciences and medical (tons), 2018-2032. ....	270
Table 117. Product developers in graphene life sciences and biomedicine.....	272
Table 118. Market overview for graphene in lighting.....	276
Table 119. Market outlook for graphene in lighting. ....	276
Table 120. Market and applications for graphene in lighting. ....	277
Table 121. Demand for graphene in lighting, 2018-2032. ....	279
Table 122. Product developers in graphene lighting. ....	280
Table 123. Market overview for graphene in lubricants.....	282

---

---

Table 124. Nanomaterial lubricant products.....	282
Table 125. Market outlook for graphene in lubricants. ....	283
Table 126. Market and applications for graphene in lubricants. ....	284
Table 127. Demand for graphene in lubricants (tons), 2018-2032. ....	286
Table 128. Product developers in graphene lubricants. ....	287
Table 129. Market overview for graphene in oil and gas.....	290
Table 130. Market outlook for graphene in oil and gas.....	290
Table 131. Market and applications for graphene in oil and gas. ....	291
Table 132. Demand for graphene in oil and gas (tons), 2018-2032. ....	293
Table 133. Product developers in graphene oil and gas. ....	294
Table 134. Market overview for graphene in paints and coatings.....	296
Table 135. Market outlook for graphene in paints and coatings. ....	296
Table 136. Market and applications for graphene in paints and coatings. ....	297
Table 137. Demand for graphene in paints and coatings (tons), 2018-2032. ....	300
Table 138. Product developers in graphene paints and coatings.....	302
Table 139. Market outlook for graphene in photonics. ....	307
Table 140. Market and applications for graphene in photonics. ....	307
Table 141. Demand for graphene in photonics, 2018-2032. ....	311
Table 142. Product developers in graphene photonics. ....	313
Table 143. Market overview for graphene in photovoltaics. ....	314
Table 144. Market outlook for graphene in photovoltaics.....	315
Table 145. Market and applications for graphene in photovoltaics.....	315
Table 146. Demand for graphene in photovoltaics (tons), 2018-2032.....	318
Table 147. Product developers in graphene solar.....	319
Table 148. Market overview for graphene in rubber and tires. ....	321
Table 149. Market outlook for graphene in rubber and tires.....	321
Table 150. Market and applications for graphene in rubber and tires.....	322
Table 151. Demand for graphene in rubber and tires (tons), 2018-2032.....	325
Table 152. Product developers in rubber and tires.....	327
Table 153. Market overview for graphene in sensors.....	330
Table 154. Market outlook for graphene in sensors. ....	331

---

---

Table 155. Market and applications for graphene in sensors.....	331
Table 156. Demand for graphene in sensors (tons), 2018-2032.....	335
Table 157. Product developers in graphene sensors.....	336
Table 158. Market overview for graphene in smart textiles and apparel.....	341
Table 159. Market outlook for graphene in smart textiles and apparel.....	341
Table 160. Market and applications for graphene in smart textiles and apparel.....	342
Table 161. Demand for graphene in textiles (tons), 2018-2032.....	347
Table 162. Graphene product developers in smart textiles and apparel.....	348
Table 163. Market overview for graphene in supercapacitors.....	353
Table 164. Market outlook for graphene in supercapacitors.....	353
Table 165: Comparative properties of graphene supercapacitors and lithium-ion batteries.....	354
Table 166. Market and applications for graphene in supercapacitors.....	354
Table 167. Demand for graphene in supercapacitors (tons), 2018-2032.....	357
Table 168. Product developers in graphene supercapacitors.....	358
Table 169. Graphene audio equipment producers and products.....	361
Table 170. Graphene sporting goods producers and products.....	362
Table 171. Performance criteria of energy storage devices.....	609
Table 172. Market summary for carbon nanotubes-Selling grade particle diameter, usage, advantages, average price/ton, high volume applications, low volume applications and novel applications.....	612
Table 173. Typical properties of SWCNT and MWCNT.....	616
Table 174. Applications of MWCNTs.....	618
Table 175. Annual production capacity of the key MWCNT producers in 2021 (MT).....	624
Table 176. Demand for MWCNT by region in 2020, 2031.....	625
Table 177: Markets, benefits and applications of Single-Walled Carbon Nanotubes.....	626
Table 178. SWCNT market demand forecast (metric tons), 2018-2032.....	628
Table 179. Annual production capacity of SWCNT producers in 2021 (KG).....	629
Table 180. Carbon nanotubes market challenges.....	630
Table 181. Markets, benefits and applications of Single-Walled Carbon Nanotubes.....	633
Table 182. Comparison between single-walled carbon nanotubes and multi-walled carbon nanotubes....	635
Table 183. Comparative properties of BNNTs and CNTs.....	642
Table 184. Applications of BNNTs.....	642

---

---

Table 185. Comparison of well-established approaches for CNT synthesis.....	646
Table 186. SWCNT synthesis methods.....	647
Table 187. Advantages and disadvantages of CNT synthesis methods.....	652
Table 188. MWCNTs and BNNTs pricing, by producer.....	655
Table 189. SWCNTs pricing.....	656
Table 190. Market overview for carbon nanotubes in 3D printing.....	657
Table 191. Applications of carbon nanotubes in 3D printing.....	658
Table 192. Market and applications for carbon nanotubes in 3D printing.....	658
Table 193. Demand for carbon nanotubes in 3-D printing (tons), 2018-2032.....	660
Table 194. Product developers in carbon nanotubes in 3D printing.....	661
Table 195. Market overview for carbon nanotubes in adhesives.....	663
Table 196. Applications of carbon nanotubes in adhesives.....	663
Table 197. Market and applications for carbon nanotubes in adhesives.....	664
Table 198. Demand for carbon nanotubes in adhesives (tons), 2018-2032.....	666
Table 199. Product developers in carbon nanotubes for adhesives.....	667
Table 200. Market overview for carbon nanotubes in aerospace.....	669
Table 201. Applications of carbon nanomaterials in aerospace.....	669
Table 202. Market and applications for carbon nanotubes in aerospace.....	671
Table 203. Demand for carbon nanotubes in aerospace (tons), 2018-2032.....	672
Table 204. Product developers in carbon nanotubes for aerospace.....	674
Table 205. Market overview for carbon nanotubes in automotive.....	678
Table 206. Applications of carbon nanotubes in automotive.....	678
Table 207. Market and applications for carbon nanotubes in automotive.....	680
Table 208. Demand for carbon nanotubes in automotive (tons), 2018-2032.....	682
Table 209. Product developers in carbon nanotubes in the automotive market.....	683
Table 210. Market overview for carbon nanotubes in batteries.....	687
Table 211. Applications of carbon nanotubes in batteries.....	688
Table 212. Applications in sodium-ion batteries, by nanomaterials type and benefits thereof.....	691
Table 213. Applications in lithium-air batteries, by nanomaterials type and benefits thereof.....	692
Table 214. Applications in flexible and stretchable supercapacitors, by advanced materials type and benefits thereof.....	700

---



---

Table 215. Market and applications for carbon nanotubes in batteries.....	702
Table 216. Estimated demand for carbon nanotubes in batteries (tons), 2018-2032.....	705
Table 217. Product developers in carbon nanotubes for batteries. ....	707
Table 218. Market overview for carbon nanotubes in composites. ....	712
Table 219. Applications of carbon nanotubes in fiber-based polymer composite parts.....	713
Table 220. Market and applications for carbon nanotubes in fiber-based composite parts.....	714
Table 221. Market and applications for carbon nanotubes in metal matrix composites. ....	720
Table 222. Global market for carbon nanotubes in composites 2018-2030, tons. ....	721
Table 223. Product developers in carbon nanotubes in composites.....	723
Table 224. Market overview for carbon nanotubes in conductive inks.....	729
Table 225. Applications of carbon nanomaterials in conductive ink.....	729
Table 226. Market and applications for carbon nanotubes in conductive inks. ....	730
Table 227. Comparative properties of conductive inks.....	733
Table 228. Demand for carbon nanotubes in conductive ink (tons), 2018-2027.....	734
Table 229. Product developers in carbon nanotubes for conductive inks. ....	735
Table 230. Market overview for carbon nanotubes in construction.....	738
Table 231. Carbon nanotubes for cement.....	739
Table 232. Carbon nanotubes for asphalt bitumen. ....	740
Table 233. Demand for carbon nanotubes in construction (tons), 2018-2032. ....	741
Table 234. Carbon nanotubes product developers in construction.....	742
Table 235. Market overview for carbon nanotubes in wearable electronics and displays.....	744
Table 236. Applications of carbon nanotubes in wearable electronics and displays.....	745
Table 237. Market and applications for carbon nanotubes in wearable electronics and displays. ....	746
Table 238. Comparison of ITO replacements. ....	749
Table 239. Demand for carbon nanotubes in wearable electronics and displays, 2018-2032. ....	749
Table 240. Product developers in carbon nanotubes for electronics. ....	750
Table 241. Market overview for carbon nanotubes in transistors and integrated circuits.....	752
Table 242. Applications of carbon nanotubes in transistors and integrated circuits.....	753
Table 243. Market and applications for carbon nanotubes in transistors and integrated circuits. ....	754
Table 244. Demand for carbon nanotubes in transistors and integrated circuits, 2018-2032. ....	756
Table 245. Product developers in carbon nanotubes in transistors and integrated circuits.....	757

---



---

Table 246. Market overview for carbon nanotubes in memory devices. ....	760
Table 247. Market and applications for carbon nanotubes in memory devices. ....	760
Table 248. Demand for carbon nanotubes in memory devices, 2018-2032.....	762
Table 249. Product developers in carbon nanotubes for memory devices. ....	763
Table 250. Comparison of CNT membranes with other membrane technologies.....	765
Table 251. Market overview for carbon nanotubes in filtration. ....	766
Table 252. Applications of carbon nanotubes in filtration. ....	767
Table 253. Market and applications for carbon nanotubes in filtration.....	767
Table 254. Demand for carbon nanotubes in filtration (tons), 2018-2032.....	771
Table 255. Carbon nanotubes companies in filtration. ....	772
Table 256. Electrical conductivity of different catalyst supports compared to carbon nanotubes.....	775
Table 257. Market overview for carbon nanotubes in fuel cells. ....	775
Table 258. Applications of carbon nanotubes in fuel cells. ....	775
Table 259. Market and applications for carbon nanotubes in fuel cells. ....	776
Table 260. Demand for carbon nanotubes in fuel cells (tons), 2018-2032. ....	779
Table 261. Product developers in carbon nanotubes for fuel cells. ....	780
Table 262. Market overview for carbon nanotubes in life sciences and medicine.....	782
Table 263. Applications of carbon nanotubes in life sciences and biomedicine.....	782
Table 264. Scorecard for carbon nanotubes in drug delivery. ....	785
Table 265. Scorecard for carbon nanotubes in imaging and diagnostics. ....	785
Table 266. Scorecard for carbon nanotubes in medical implants.....	786
Table 267. Scorecard for carbon nanotubes in medical biosensors. ....	787
Table 268. Scorecard for carbon nanotubes in woundcare. ....	787
Table 269. Market and applications for carbon nanotubes in life sciences and medicine.....	788
Table 270. Demand for carbon nanotubes in life sciences and medical (tons), 2018-2032.....	793
Table 271. Product developers in carbon nanotubes for life sciences and biomedicine. ....	794
Table 272. Market overview for carbon nanotubes in lubricants.....	800
Table 273. Nanomaterial lubricant products.....	800
Table 274. Applications of carbon nanotubes in lubricants. ....	801
Table 275. Market and applications for carbon nanotubes in lubricants. ....	802
Table 276. Demand for carbon nanotubes in lubricants (tons), 2018-2032. ....	803

---

---

Table 277. Product developers in carbon nanotubes for lubricants.....	805
Table 278. Market overview for carbon nanotubes in oil and gas.....	806
Table 279. Applications of carbon nanotubes in oil and gas. ....	807
Table 280. Market and applications for carbon nanotubes in oil and gas. ....	807
Table 281. Demand for carbon nanotubes in oil and gas (tons), 2018-2032. ....	809
Table 282. Product developers in carbon nanotubes for oil and gas.....	810
Table 283. Markets for carbon nanotube coatings. ....	812
Table 284. Market overview for carbon nanotubes in paints and coatings. ....	814
Table 285. Applications of carbon nanotubes in paints and coatings. ....	815
Table 286. Market and applications for carbon nanotubes in paints and coatings.....	816
Table 287. Demand for carbon nanotubes in paints and coatings (tons), 2018-2032.....	820
Table 288. Product developers in carbon nanotubes for paints and coatings.....	821
Table 289. Market overview for carbon nanotubes in photovoltaics. ....	826
Table 290. Market and applications for carbon nanotubes in photovoltaics.....	826
Table 291. Demand for carbon nanotubes in photovoltaics (tons), 2018-2032.....	828
Table 292. Product developers in carbon nanotubes for solar. ....	829
Table 293. Market overview for carbon nanotubes in rubber and tires.....	831
Table 294. Applications of carbon nanomaterials in rubber and tires. ....	831
Table 295. Market and applications for carbon nanotubes in rubber and tires. ....	832
Table 296. Demand for carbon nanotubes in rubber and tires (tons), 2018-2032.....	835
Table 297. Product developers in carbon nanotubes in rubber and tires.....	836
Table 298. Market overview for carbon nanotubes in sensors. ....	839
Table 299. Applications of carbon nanotubes in sensors. ....	839
Table 300. Market and applications for carbon nanotubes in sensors.....	840
Table 301. Demand for carbon nanotubes in sensors (tons), 2018-2032.....	843
Table 302. Product developers in carbon nanotubes for sensors.....	844
Table 303. Desirable functional properties for the textiles industry afforded by the use of nanomaterials.	847
Table 304. Market overview for carbon nanotubes in smart textiles and apparel. ....	848
Table 305. Applications of carbon nanotubes in smart textiles and apparel. ....	848
Table 306. Market and applications for carbon nanotubes in smart textiles and apparel.....	849
Table 307. Demand for carbon nanotubes in textiles (tons), 2018-2032. ....	852

---

Table 308. Carbon nanotubes product developers in smart textiles and apparel. ....	853
Table 309. Market overview for carbon nanotubes in supercapacitors.....	854
Table 310. Applications of carbon nanotubes in supercapacitors.....	855
Table 311. Market and applications for carbon nanotubes in supercapacitors. ....	856
Table 312. Demand for carbon nanotubes in supercapacitors (tons), 2018-2032. ....	858
Table 313. Product developers in carbon nanotubes for supercapacitors. ....	859
Table 314. Market and applications for carbon nanotubes in thermal interface materials.....	861
Table 315. Market and applications for carbon nanotubes in power cables. ....	862
Table 316. Properties of carbon nanotube paper. ....	955
Table 317. Chasm SWCNT products.....	965
Table 318. Thomas Swan SWCNT production. ....	981
Table 319. Comparison of synthesis methods for carbon nanofibers. ....	986
Table 320. 2D materials types. ....	997
Table 321. Comparison of top-down exfoliation methods to produce 2D materials. ....	999
Table 322. Comparison of the bottom-up synthesis methods to produce 2D materials. ....	1002
Table 323. Properties of hexagonal boron nitride (h-BN). ....	1004
Table 324. Electronic and mechanical properties of monolayer phosphorene, graphene and MoS <sub>2</sub> . ....	1018
Table 325. Properties and applications of functionalized germanene.....	1025
Table 326. GDY-based anode materials in LIBs and SIBs.....	1028
Table 327. Physical and electronic properties of Stanene.....	1037
Table 328. Properties of nanodiamonds. ....	1062
Table 329. Summary of types of NDS and production methods-advantages and disadvantages.....	1063
Table 330. Markets, benefits and applications of nanodiamonds.....	1064
Table 331. Nanomaterial lubricant products.....	1068
Table 332. Market overview for nanodiamonds in lubricants-market maturity, market demand, competitive landscape.....	1069
Table 333. Market and applications for nanodiamonds in lubricants-applications, benefits, market megatrends, market drivers for use of nanodiamonds, technology challenges, competing materials, market demand. ....	1070
Table 334. Market market demand for nanodiamonds in lubricants to 2032, tons.....	1072
Table 335. Market overview for NDs in polishing materials-market maturity, market demand, competitive landscape.....	1074

---

Table 336. Market and applications for nanodiamonds in polishing materials-applications, benefits, market megatrends, market drivers for use of nanodiamonds, technology challenges, competing materials, market demand. ....	1074
Table 337. Global market demand for nanodiamonds in polishing additives to 2032 (tons). ....	1076
Table 338. Market overview for NDs in electroplating and anti-friction/wear coatings-market maturity, market demand, competitive landscape. ....	1078
Table 339. Market and applications for NDs in electroplating and anti-wear/friction coatings-applications, benefits, market megatrends, market drivers for use of nanodiamonds, technology challenges, competing materials, market demand.....	1078
Table 340. Global market demand for nanodiamonds in electroplating and anti-wear/friction coatings to 2032 (tons).....	1082
Table 341. Market overview for nanodiamonds in composites-market maturity, market demand, competitive landscape.....	1084
Table 342. Market overview for nanodiamonds in fiber-based polymer composite parts.....	1084
Table 343. Market and applications for nanodiamonds in fiber-based composite parts-applications, benefits, market megatrends, market drivers for use of nanodiamonds, technology challenges, competing materials, market demand.....	1085
Table 344. Global market demand for nanodiamonds in thermosets to 2032 (tons).....	1087
Table 345. Global market demand for nanodiamonds in thermoplastics to 2032 (tons). ....	1088
Table 346. Market and applications for NDs in metal matrix composites-market maturity, market demand, competitive landscape.....	1090
Table 347. Global market demand for nanodiamonds in metal composites to 2032, tons.....	1091
Table 348. Market overview for NDs in skincare (cosmetics).....	1093
Table 349. Market and applications for nanodiamonds in skincare (cosmetics)-applications, benefits, market megatrends, market drivers for use of nanodiamonds, technology challenges, competing materials, market demand.....	1094
Table 350. Global market demand for nanodiamonds in skincare to 2032 (tons).....	1097
Table 351. Market overview for nanodiamonds in supercapacitors-market maturity, market demand, competitive landscape.....	1099
Table 352. Market and applications for nanodiamonds in supercapacitors- applications, benefits, market megatrends, market drivers for use of nanodiamonds, technology challenges, competing materials, market demand. ....	1099
Table 353. Global market demand for nanodiamonds in supercapacitors to 2032 (tons) .....	1101
Table 354. Market overview for nanodiamonds in batteries -market maturity, market demand, competitive landscape.....	1103

---

Table 355. Market and applications for NDs in batteries- applications, benefits, market megatrends, market drivers for use of nanodiamonds, technology challenges, competing materials, market demand. ....	1103
Table 356. Global market demand for nanodiamonds in batteries to 2032 (tons).....	1105
Table 357. Market overview for NDs in drug delivery. ....	1107
Table 358. Different nanoparticle vehicles used in nanomedicine. ....	1107
Table 359. FDA-approved nanotechnology-based products and clinical trials. ....	1108
Table 360. NDs for drug delivery-applications, benefits, market megatrends, market drivers for use of nanodiamonds, technology challenges, competing materials, market demand.....	1113
Table 361. Pricing of nanodiamonds, by producer/distributor.....	1117
Table 362. Production methods, by main ND producers. ....	1119
<b>Table 363.</b> Adamas Nanotechnologies, Inc. nanodiamond product list. ....	1120
<b>Table 364.</b> Carbodeon Ltd. Oy nanodiamond product list. ....	1125
Table 365. Daicel nanodiamond product list. ....	1127
Table 366. FND Biotech Nanodiamond product list. ....	1130
Table 367. JSC Sintia nanodiamond product list. ....	1134
<b>Table 368.</b> Plasmachem product list and applications. ....	1141
<b>Table 369.</b> Ray-Techniques Ltd. nanodiamonds product list. ....	1143
<b>Table 370.</b> Comparison of ND produced by detonation and laser synthesis. ....	1144
Table 371. Market overview for fullerenes-Selling grade particle diameter, usage, advantages, average price/ton, high volume applications, low volume applications and novel applications. ....	1147
Table 372. Types of fullerenes and applications. ....	1148
Table 373. Products incorporating fullerenes. ....	1148
Table 374. Markets, benefits and applications of fullerenes. ....	1149
Table 375. Global consumption of fullerenes in metric tonnes, 2010-2031. ....	1149
Table 376. Example prices of fullerenes. ....	1151
Table 377. Technology Readiness Level (TRL) Examples.....	1165

## List of Figures

Figure 1. Demand for graphene, by market, 2021.....	57
Figure 2. Demand for graphene, 2018-2032, tons. ....	70
Figure 3. Global graphene demand by market, 2018-2032 (tons), conservative estimate. ....	71

Figure 4. Global graphene demand by market, 2018-2032 (tons). Medium estimate. ....	72
Figure 5. Global graphene demand by market, 2018-2032 (tons). High estimate.....	73
Figure 6. Demand for graphene in China, by market, 2021.....	74
Figure 7. Demand for graphene in Asia-Pacific, by market, 2021. ....	75
Figure 8. Main graphene producers in Asia-Pacific.....	76
Figure 9. Demand for graphene in North America, by market, 2021. ....	78
Figure 10. Demand for graphene in Europe, by market, 2021.....	80
Figure 11. Graphene and its descendants: top right: graphene; top left: graphite = stacked graphene; bottom right: nanotube=rolled graphene; bottom left: fullerene=wrapped graphene. ....	93
Figure 12. Types of CVD methods.....	94
Figure 13. Schematic of the manufacture of GnPs starting from natural graphite.....	96
Figure 14. Green-fluorescing graphene quantum dots.....	98
Figure 15. Schematic of (a) CQDs and (c) GQDs. HRTEM images of (b) C-dots and (d) GQDs showing combination of zigzag and armchair edges (positions marked as 1–4).....	98
Figure 16. Graphene quantum dots. ....	101
Figure 17. Top-down and bottom-up graphene QD synthesis methods. ....	102
Figure 18. Revenues for graphene quantum dots 2019-2032, millions USD.....	110
Figure 19. Published patent publications for graphene, 2004-2019. ....	116
Figure 20. Fabrication methods of graphene. ....	117
Figure 21. TEM micrographs of: A) HR-CNFs; B) GANF® HR-CNF, it can be observed its high graphitic structure; C) Unraveled ribbon from the HR-CNF; D) Detail of the ribbon; E) Scheme of the structure of the HR-CNFs; F) Large single graphene oxide sheets derived from GANF.....	118
Figure 22. (a) Graphene powder production line The Sixth Element Materials Technology Co. Ltd. (b) Graphene film production line of Wuxi Graphene Films Co. Ltd. ....	119
Figure 23. Schematic illustration of the main graphene production methods.....	120
Figure 24. Demand for graphene, 2018-2032, tons. ....	124
Figure 25. CVD Graphene on Cu Foil.....	134
Figure 26. Applications of graphene in 3D printing.....	146
Figure 27. Demand for graphene in 3-D printing (tons), 2018-2032. ....	147
Figure 28. CNCTArch lightweight mounting for digital signalling. ....	148
Figure 29. Applications of graphene in adhesives.....	154
Figure 30. Demand for graphene in adhesives (tons), 2018-2032. ....	155

---

Figure 31. Graphene Adhesives. ....	156
Figure 32. Applications of graphene in aerospace. ....	160
Figure 33: Demand for graphene in aerospace (tons), 2018-2032.....	161
Figure 34. Orbex Prime rocket.....	162
Figure 35: Graphene enhanced aircraft cargo container.....	163
Figure 36: Graphene aircraft.....	163
Figure 37. Summary of graphene in automobiles.....	165
Figure 38. Applications of graphene in automotive. ....	169
Figure 39. Demand for graphene in automotive (tons), 2018-2032. ....	170
<b>Figure 40.</b> Supercar incorporating graphene.....	171
Figure 41. Graphene anti-corrosion primer. ....	172
<b>Figure 42.</b> Graphene-R Brake pads. ....	173
Figure 43. Antistatic graphene tire. ....	173
Figure 44. Graphene engine oil additives.....	174
Figure 45. Applications of graphene in batteries. ....	184
Figure 46. Demand for graphene in batteries (tons), 2018-2032.....	185
Figure 47. Apollo Traveler graphene-enhanced USB-C / A fast charging power bank. ....	186
Figure 48. Exide Graphene Lead Acid Battery.....	187
Figure 49. 6000mAh Portable graphene batteries.....	188
Figure 50. Real Graphene Powerbank.....	189
Figure 51. Graphene Functional Films - UniTran EH/FH.....	190
Figure 52. Applications of graphene in composites.....	196
Figure 53. Demand for graphene in composites (tons), 2018-2032. ....	199
Figure 54. Graphene bike. ....	200
Figure 55. Graphene lacrosse equipment.....	200
Figure 56. Graphene-based suitcase made from recycled plastic.....	201
Figure 57. Aros Create. ....	202
Figure 58. Grays graphene hockey sticks.....	203
Figure 59. Applications of graphene in conductive inks.....	210
Figure 60. Demand for graphene in conductive ink (tons), 2018-2032.....	211
Figure 61. BGT Materials graphene ink product.....	212

---



Figure 62. Printed graphene conductive ink.....	213
Figure 63. Textiles covered in conductive graphene ink.....	213
Figure 64. Comparison of nanofillers with supplementary cementitious materials and aggregates in concrete. ....	216
Figure 65. Demand for graphene in construction (tons), 2018-2032. ....	221
Figure 66. Graphene asphalt additives. ....	222
Figure 67. OG (Original Graphene) Concrete Admix Plus.....	222
Figure 68. Demand for graphene in wearable, flexible and stretchable electronics, 2018-2032. ....	229
Figure 69. Moxi flexible film developed for smartphone application.....	229
Figure 70. Applications of graphene in transistors and integrated circuits. ....	234
Figure 71. Demand for graphene in transistors and integrated circuits, 2018-2032.....	235
Figure 72. Graphene IC in wafer tester.....	236
Figure 73. Schematic cross-section of a graphene based transistor (GBT, left) and a graphene field-effect transistor (GFET, right).....	237
Figure 74. Demand for graphene in memory devices, 2018-2032.....	241
Figure 75. Layered structure of tantalum oxide, multilayer graphene and platinum used for resistive random-access memory (RRAM). ....	242
Figure 76. Applications of graphene in filtration. ....	248
Figure 77. Demand for graphene in filtration (tons), 2018-2032.....	249
Figure 78. Graphene anti-smog mask.....	250
Figure 79. Graphene filtration membrane. ....	251
Figure 80. Graphene water filter cartridge.....	251
Figure 81. Applications of graphene in fuel cells. ....	257
Figure 82. Demand for graphene in fuel cells (tons), 2018-2032.....	258
Figure 83. Graphene-based E-skin patch. ....	260
Figure 84. Flexible and transparent bracelet that uses graphene to measure heart rate, respiration rate etc. ....	265
Figure 85. Applications of graphene in life sciences and medicine ....	270
Figure 86. Demand for graphene in life sciences and medical (tons), 2018-2032. ....	271
Figure 87. Graphene medical biosensors for wound healing. ....	273



Figure 88. Graphene Frontiers’ Six™ chemical sensors consists of a field effect transistor (FET) with a graphene channel. Receptor molecules, such as DNA, are attached directly to the graphene channel. .....	273
Figure 89. GraphWear wearable sweat sensor.....	274
Figure 90. BioStamp nPoint.....	275
Figure 91. Applications of graphene in lighting.....	279
Figure 92. Demand for graphene in lighting, 2018-2032.....	280
Figure 93. Graphene LED bulbs.....	281
Figure 94. Applications of graphene in lubricants.....	286
Figure 95. Demand for graphene in lubricants (tons), 2018-2032.....	287
Figure 96. Tricolit spray coating.....	288
Figure 97. Graphenoil products.....	288
Figure 98. Applications of graphene in oil and gas.....	293
Figure 99. Demand for graphene in oil and gas (tons), 2018-2032.....	294
Figure 100. Directa Plus Grafysorber.....	295
Figure 101. Applications of graphene in paints and coatings.....	300
Figure 102. Demand for graphene in paints and coatings (tons), 2018-2032.....	301
Figure 103. Cryorig CPU cooling system with graphene coating.....	302
Figure 104. Four layers of graphene oxide coatings on polycarbonate.....	303
<b>Figure 105. 23303 ZINCTION GNC graphene paint.....</b>	<b>304</b>
Figure 106. Graphene-enhanced anti-corrosion aerosols under their Hycote brand.....	304
Figure 107. Scania Truck head lamp brackets ACT chamber 6 weeks, equivalent to 3y field use. Piece treated with GO to the left together with different non-GO coatings.....	305
Figure 108. Schematic of graphene heat film.....	306
<b>Figure 109. Applications of graphene in photonics.....</b>	<b>311</b>
Figure 110. Demand for graphene in photonics, 2018-2032.....	312
Figure 111. All-graphene optical communication link demonstrator operating at a data rate of 25 Gb/s per channel.....	313
Figure 112. Applications of graphene in photovoltaics.....	318
Figure 113. Demand for graphene in photovoltaics (tons), 2018-2032.....	319
Figure 114. Graphene coated glass.....	320
Figure 115. Applications of graphene in rubber and tires.....	325

---

Figure 116. Demand for graphene in rubber and tires (tons), 2018-2032.....	326
Figure 117. Eagle F1 graphene tire. ....	327
Figure 118. Graphene floor mats. ....	328
Figure 119. Vittoria Corsa G+ tire. ....	328
Figure 120. Graphene-based sensors for health monitoring. ....	330
Figure 121. Applications of graphene in sensors. ....	335
Figure 122. Demand for graphene in sensors (tons), 2018-2032.....	336
Figure 123. AGILE R100 system. ....	337
Figure 124. Graphene fully packaged linear array detector.....	338
Figure 125. GFET sensors. ....	338
Figure 126. Graphene is used to increase sensitivity to middle-infrared light. ....	340
Figure 127. Applications of graphene in smart textiles and apparel. ....	346
Figure 128. Demand for graphene in textiles (tons), 2018-2032. ....	347
Figure 129. 878 Project One jacket display.....	348
Figure 130. Colmar graphene ski jacket. ....	349
Figure 131. Graphene dress. The dress changes colour in sync with the wearer’s breathing. ....	349
Figure 132. G+ Graphene Aero Jersey.....	350
Figure 133. Inov-8 graphene shoes. ....	350
Figure 134. Graphene Functional Membranes - UniTran GM. ....	351
Figure 135. Graphene jacket. ....	352
Figure 136. Applications of graphene in supercapacitors.....	357
Figure 137. Demand for graphene in supercapacitors (tons), 2018-2032. ....	358
Figure 138. KEPCO’s graphene supercapacitors.....	359
Figure 139. Skeleton Technologies supercapacitor. ....	360
Figure 140. Zapgo supercapacitor phone charger. ....	360
Figure 141. Callaway Chrome Soft golf and Chrome Soft X golf balls.....	362
Figure 142. Graphene heating films.....	364
Figure 143. Graphene flake products.....	370
Figure 144. AIKA Black-T. ....	374
Figure 145. Printed graphene biosensors. ....	383
Figure 146. Brain Scientific electrode schematic.....	402

---

Figure 147. Graphene battery schematic.....	428
Figure 148. Dotz Nano GQD products.....	429
Figure 149. Graphene-based membrane dehumidification test cell.....	436
Figure 150. Proprietary atmospheric CVD production.....	446
Figure 151. Wearable sweat sensor.....	479
Figure 152. InP/ZnS, perovskite quantum dots and silicon resin composite under UV illumination.....	485
Figure 153. Sensor surface.....	501
Figure 154. BioStamp nPoint.....	518
Figure 155. Nanotech Energy battery.....	537
Figure 156. Hybrid battery powered electrical motorbike concept.....	539
Figure 157. NAWASStitch integrated into carbon fiber composite.....	540
Figure 158. Schematic illustration of three-chamber system for SWCNH production.....	541
Figure 159. TEM images of carbon nanobrush.....	542
Figure 160. Test performance after 6 weeks ACT II according to Scania STD4445.....	555
Figure 161. Quantag GQDs and sensor.....	557
Figure 162. The Sixth Element graphene products.....	571
Figure 163. Thermal conductive graphene film.....	572
Figure 164. Talcoat graphene mixed with paint.....	583
Figure 165. T-FORCE CARDEA ZERO.....	586
Figure 166. Market demand for carbon nanotubes by market, 2018-2032 (tons).....	615
Figure 167. Demand for MWCNT by application in 2021.....	623
Figure 168. Demand for MWCNT by application in 2021.....	625
Figure 169. Demand for MWCNT by region in 2021.....	625
Figure 170. SWCNT market demand forecast (metric tons), 2018-2032.....	629
Figure 171. Schematic of single-walled carbon nanotube.....	632
Figure 172. TIM sheet developed by Zeon Corporation.....	633
Figure 173. Double-walled carbon nanotube bundle cross-section micrograph and model.....	636
Figure 174. Schematic of a vertically aligned carbon nanotube (VACNT) membrane used for water treatment.....	638
Figure 175. TEM image of FWNTs.....	639
Figure 176. Schematic representation of carbon nanohorns.....	640

Figure 177. TEM image of carbon onion.....	641
Figure 178. Schematic of Boron Nitride nanotubes (BNNTs). Alternating B and N atoms are shown in blue and red.....	642
Figure 179. Process flow chart from CNT thin film formation to device fabrication for solution and dry processes.....	645
Figure 180. Schematic representation of methods used for carbon nanotube synthesis (a) Arc discharge (b) Chemical vapor deposition (c) Laser ablation (d) hydrocarbon flames.....	647
Figure 181. Arc discharge process for CNTs. ....	648
Figure 182. Schematic of thermal-CVD method.....	649
Figure 183. Schematic of plasma-CVD method. ....	649
Figure 184. CoMoCAT® process.....	650
Figure 185. Schematic for flame synthesis of carbon nanotubes (a) premixed flame (b) counter-flow diffusion flame (c) co-flow diffusion flame (d) inverse diffusion flame.....	651
Figure 186. Schematic of laser ablation synthesis. ....	651
Figure 187. MWCNT patents filed 2007-2022.....	653
Figure 188. SWCNT patent applications 2001-2021. ....	654
Figure 189. Demand for carbon nanotubes in 3-D printing (tons), 2018-2032.....	661
Figure 190. Demand for carbon nanotubes in adhesives (tons), 2018-2032. ....	667
Figure 191. Carbon nanotube Composite Overwrap Pressure Vessel (COPV) developed by NASA. ....	669
Figure 192. Demand for carbon nanomaterials in aerospace (tons), 2018-2032.....	674
Figure 193. HeatCoat technology schematic. ....	675
Figure 194. Veelo carbon fiber nanotube sheet. ....	676
Figure 195. Demand for carbon nanotubes in automotive (tons), 2018-2032.....	683
Figure 196. Schematic of CNTs as heat-dissipation sheets. ....	684
Figure 197. Electrochemical performance of nanomaterials in LIBs.....	688
Figure 198. Theoretical energy densities of different rechargeable batteries. ....	692
Figure 199. Printed 1.5V battery.....	693
Figure 200. Materials and design structures in flexible lithium ion batteries. ....	694
Figure 201. LiBEST flexible battery.....	694
Figure 202. Schematic of the structure of stretchable LIBs. ....	695
Figure 203. Electrochemical performance of materials in flexible LIBs.....	695
Figure 204. Carbon nanotubes incorporated into flexible, rechargeable yarn batteries. ....	697

Figure 205. (A) Schematic overview of a flexible supercapacitor as compared to conventional supercapacitor. ....	699
Figure 206. Stretchable graphene supercapacitor. ....	701
Figure 207. Demand for carbon nanomaterials in batteries (tons), 2018-2032. ....	706
Figure 208. Demand for carbon nanotubes in composites (tons), 2018-2032. ....	722
Figure 209. CSCNT Reinforced Prepreg. ....	725
Figure 210. Demand for carbon nanotubes in conductive ink (tons), 2018-2032. ....	735
Figure 211. Nanotube inks. ....	736
Figure 212. Comparison of nanofillers with supplementary cementitious materials and aggregates in concrete. ....	738
Figure 213. Demand for carbon nanotubes in construction (tons), 2018-2032. ....	742
Figure 214. Demand for carbon nanotubes in wearable electronics and displays, 2018-2032. ....	750
Figure 215. Demand for carbon nanomaterials in transistors and integrated circuits, 2018-2032. ....	757
Figure 216. Thin film transistor incorporating CNTs. ....	759
Figure 217. Demand for carbon nanotubes in memory devices, 2018-2032. ....	763
Figure 218. Carbon nanotubes NRAM chip. ....	764
Figure 219. Strategic Elements' transparent glass demonstrator. ....	764
Figure 220. Demand for carbon nanotubes in filtration (tons), 2018-2032. ....	772
Figure 221. Demand for carbon nanotubes in fuel cells (tons), 2018-2032. ....	780
Figure 222. Demand for carbon nanotubes in life sciences and medical (tons), 2018-2032. ....	794
Figure 223. CARESTREAM DRX-Revolution Nano Mobile X-ray System. ....	795
Figure 224. Graphene medical biosensors for wound healing. ....	796
Figure 225. Graphene Frontiers' Six™ chemical sensors consists of a field effect transistor (FET) with a graphene channel. Receptor molecules, such as DNA, are attached directly to the graphene channel. ....	797
Figure 226. GraphWear wearable sweat sensor. ....	797
Figure 227. Demand for carbon nanotubes in lubricants (tons), 2018-2032. ....	804
Figure 228. Demand for carbon nanotubes in oil and gas (tons), 2018-2032. ....	810
Figure 229. Demand for carbon nanotubes in paints and coatings (tons), 2018-2032. ....	821
Figure 230. CSCNT Reinforced Prepreg. ....	823
Figure 231. Demand for carbon nanotubes in photovoltaics (tons), 2018-2032. ....	829
Figure 232. Suntech/TCNT nanotube frame module. ....	830

---

Figure 233. Demand for carbon nanotubes in rubber and tires (tons), 2018-2032. ....	836
Figure 234. Demand for carbon nanotubes in sensors (tons), 2018-2032.....	843
Figure 235. Demand for carbon nanotubes in textiles (tons), 2018-2032. ....	853
Figure 236. Demand for carbon nanotubes in supercapacitors (tons), 2018-2032. ....	859
Figure 237. Nawa's ultracapacitors.....	860
Figure 238. AWN Nanotech water harvesting prototype. ....	868
Figure 239. Carbonics, Inc.'s carbon nanotube technology.....	883
Figure 240. Fuji carbon nanotube products.....	893
Figure 241. Internal structure of carbon nanotube adhesive sheet.....	894
Figure 242. Carbon nanotube adhesive sheet. ....	895
Figure 243. Cup Stacked Type Carbon Nano Tubes schematic.....	898
Figure 244. CSCNT composite dispersion. ....	898
Figure 245. Flexible CNT CMOS integrated circuits with sub-10 nanoseconds stage delays. ....	903
Figure 246. Koatsu Gas Kogyo Co. Ltd CNT product. ....	908
Figure 247. Test specimens fabricated using MECHnano's radiation curable resins modified with carbon nanotubes. ....	916
Figure 248. Hybrid battery powered electrical motorbike concept. ....	928
Figure 249. NAWASstitch integrated into carbon fiber composite.....	929
Figure 250. Schematic illustration of three-chamber system for SWCNH production.....	930
Figure 251. TEM images of carbon nanobrush. ....	931
Figure 252. CNT film. ....	934
Figure 253. Schematic of a fluidized bed reactor which is able to scale up the generation of SWNTs using the CoMoCAT process.....	966
Figure 254. Carbon nanotube paint product.....	971
Figure 255. MEIJO eDIPS product. ....	972
Figure 256. HiPCO® Reactor. ....	975
Figure 257. Smell iX16 multi-channel gas detector chip.....	979
Figure 258. The Smell Inspector.....	980
Figure 259. Toray CNF printed RFID.....	983
Figure 260. Structures of nanomaterials based on dimensions.....	996
Figure 261. Schematic of 2-D materials.....	997

---

Figure 262. Diagram of the mechanical exfoliation method.....	1000
Figure 263. Diagram of liquid exfoliation method .....	1001
Figure 264. Structure of hexagonal boron nitride. ....	1003
Figure 265. BN nanosheet textiles application. ....	1006
Figure 266. Structure diagram of Ti <sub>3</sub> C <sub>2</sub> T <sub>x</sub> . ....	1007
Figure 267. Types and applications of 2D TMDCs.....	1010
Figure 268. Left: Molybdenum disulphide (MoS <sub>2</sub> ). Right: Tungsten ditelluride (WTe <sub>2</sub> ) .....	1011
Figure 269. SEM image of MoS <sub>2</sub> .....	1011
Figure 270. Atomic force microscopy image of a representative MoS <sub>2</sub> thin-film transistor. ....	1013
Figure 271. Schematic of the molybdenum disulfide (MoS <sub>2</sub> ) thin-film sensor with the deposited molecules that create additional charge. ....	1014
Figure 272. Borophene schematic. ....	1015
Figure 273. Black phosphorus structure. ....	1017
Figure 274. Black Phosphorus crystal.....	1018
Figure 275. Bottom gated flexible few-layer phosphorene transistors with the hydrophobic dielectric encapsulation.....	1019
Figure 276: Graphitic carbon nitride.....	1022
Figure 277. Structural difference between graphene and C <sub>2</sub> N-h <sub>2</sub> D crystal: (a) graphene; (b) C <sub>2</sub> N-h <sub>2</sub> D crystal. Credit: Ulsan National Institute of Science and Technology. ....	1023
Figure 278. Schematic of germanene. ....	1024
Figure 279. Graphdiyne structure. ....	1027
Figure 280. Schematic of Graphane crystal. ....	1030
Figure 281. Schematic of a monolayer of rhenium disulfide.....	1032
Figure 282. Silicene structure. ....	1033
Figure 283. Monolayer silicene on a silver (111) substrate. ....	1034
Figure 284. Silicene transistor. ....	1034
Figure 285. Crystal structure for stanene.....	1036
Figure 286. Atomic structure model for the 2D stanene on Bi <sub>2</sub> Te <sub>3</sub> (111).....	1037
Figure 287. Schematic of Indium Selenide (InSe). ....	1039
Figure 288. Application of Li-Al LDH as CO <sub>2</sub> sensor. ....	1041
Figure 289. Graphene-based membrane dehumidification test cell. ....	1050
Figure 290. Detonation Nanodiamond. ....	1061

---

Figure 291. DND primary particles and properties. ....	1061
Figure 292. Functional groups of Nanodiamonds.....	1062
Figure 293. Market market demand for nanodiamonds in lubricants to 2032, tons.....	1073
Figure 294. Global market demand for nanodiamonds in polishing additives to 2032 (tons).....	1077
Figure 295. Global market demand for nanodiamonds in electroplating and anti-wear/friction coatings to 2032 (tons).....	1083
Figure 296. Global market demand for nanodiamonds in thermosets to 2032 (tons). ....	1088
<b>Figure 297.</b> Global market demand for nanodiamonds in thermoplastics to 2032 (tons). ....	1089
Figure 298. Global market demand for nanodiamonds in metal composites to 2032, tons.....	1092
Figure 299. Prototypes of nanodiamonds, fullerene and lignin sunscreen. ....	1093
Figure 300. Global market demand for nanodiamonds in skincare to 2032 (tons).....	1098
Figure 301. Global market demand for nanodiamonds in supercapacitors to 2032 (tons).....	1102
Figure 302. Global market demand for nanodiamonds in batteries to 2032 (tons). ....	1106
<b>Figure 303.</b> Application of NDs in biomedicine based on synthesis method. ....	1106
Figure 304. NBD battery. ....	1137
Figure 305. Neomond dispersions. ....	1139
Figure 306. Global consumption of fullerenes in metric tonnes, 2010-2031. ....	1150